

Models by the infinite fold

Tomoko Fuse,

keywords: Continuing self-similar folds, two division, more than three division

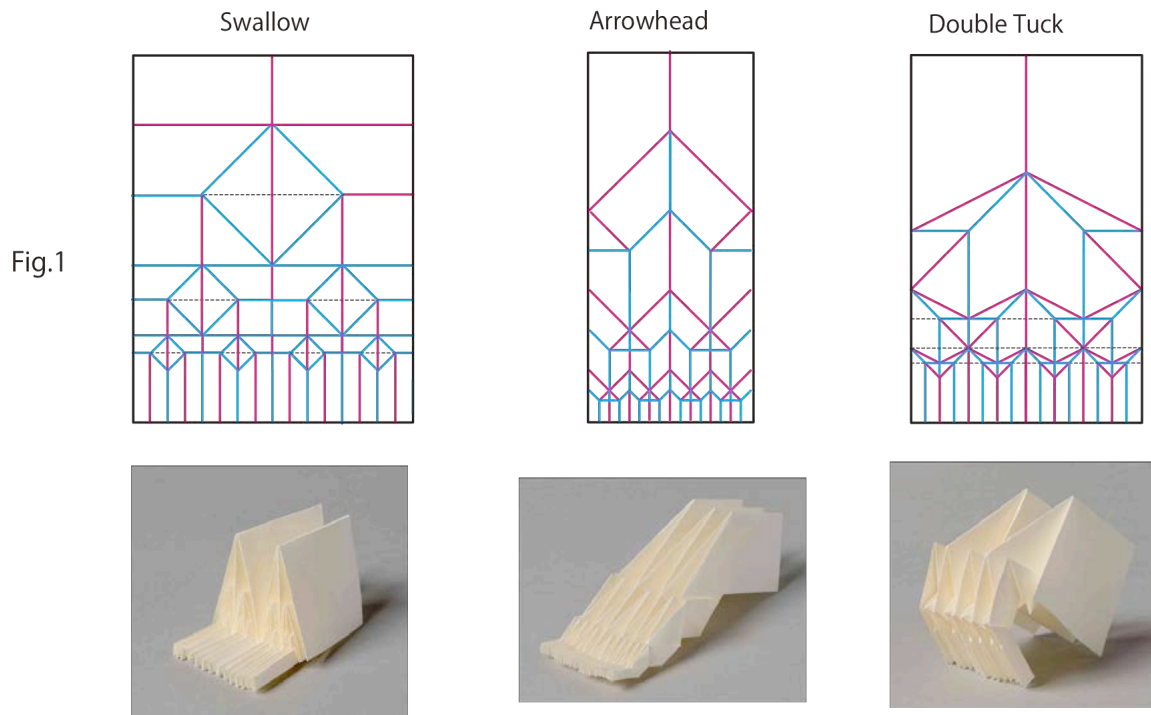
Folding a sheet of paper sometimes results in unintentional discovery of an interesting shape, and also in finding a rhythm of folds. Models by folding paper are constrained rather than other genres of art. That is the reason why the found shapes are usually geometrical. As examples of such findings, here, I will report some models with the infinite fold, where folding patterns can be folded repeatedly like accordion.

1. Two-division

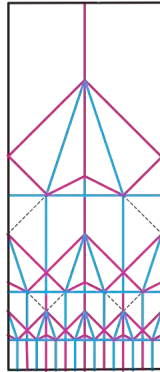
In the infinite fold, most models involve sequences of bisection. Figure 1 shows 5 examples with its variations.

2. More than three-divisions


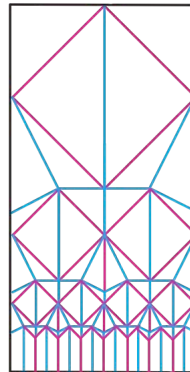
I report on three and four divisions about two types of Swallow and Arrowhead (Figure 2). Using the infinite fold, we can produce various 2D and 3D models. The models have shapes that emerge from the rules of origami. They do not represent known shapes or nature.



Consecutive Tuck

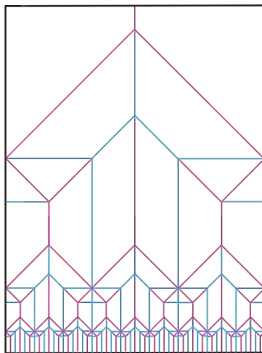


Mountain after mountain

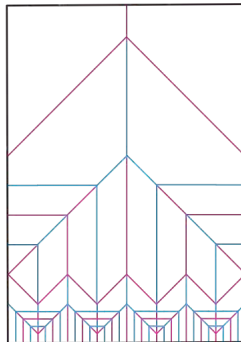


Arrowhead tipe

three divition

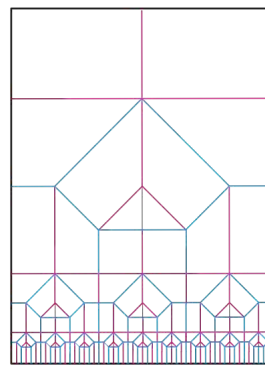


four divition



Swallow tipe

three divition



four divition

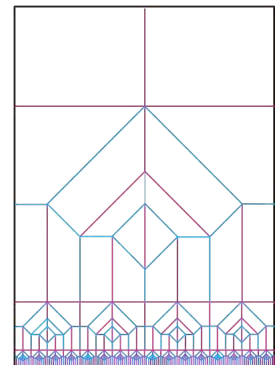


Fig.2